



Rail Facilities Portal



Status 15/07/2019
by HaCon



Portal concept & features

Project goals & tasks

Create Common Portal on rail service facilities

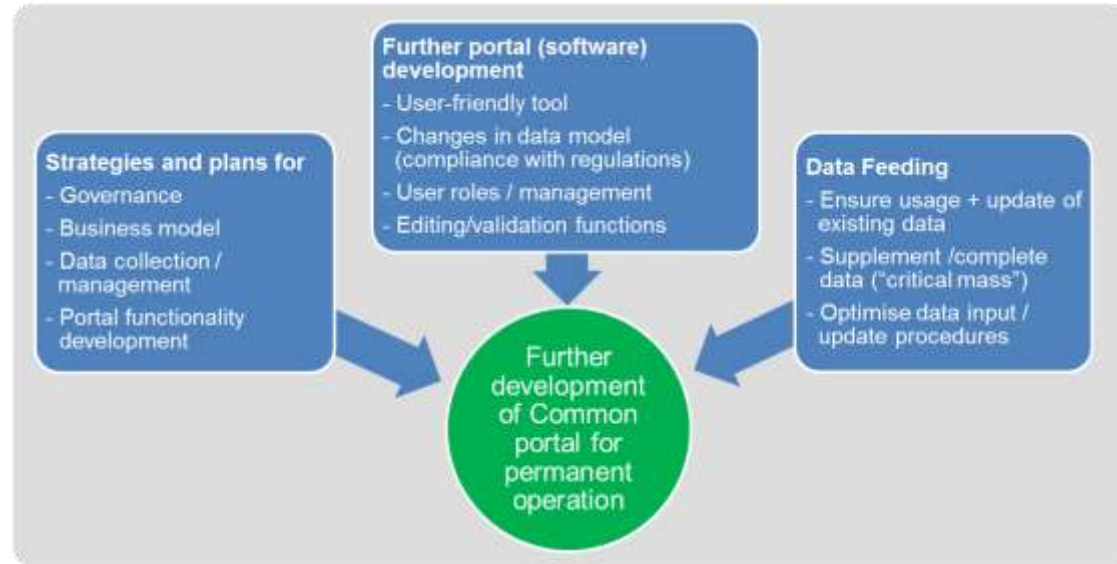
- EU-wide, User-friendly
- Accepted and used by the sector ("Tool of choice");
- Compliant with EU legislation: (Dir 2012/34/EU, Reg. 2017/2177, RFC Regulation 913/2010)
- Serving market needs

Prepare conditions for a self-sustainable portal operation

- after the project
- technical portal status, governance structure, business model

Initial data feeding

- to ensure a "critical mass" of facility data at operation start



EU Service Contract:
Consortium:
Project period:

MOVE/C3/2017-198
HaCon, IBS, SGKV, Triona, UIC, UIRR
04/2018 – 05/2019

Common Rail Facility Portal: Concept & benefits

1 MAIN MENU

2 ACTION PANEL

- Search
- Filter

3 FACILITY MAP

- Display of search / filter results
- Navigation tools
- Different background maps/layers

4 FACILITY LIST

- Display of search / filter results
- Synchronised with FACILITY MAP

Includes all types of rail service facilities (SF)

- according Directive 2012/34

Serves different purposes & user groups

- Publication channel for SF data (IMs, RFCs)
- Managing/Publishing SF data (IMs, SF operators)
- Easy access to SF data (RUs, Transport operators)

Compliant with EU legislation

Directive 2012/34 (EU), Reg. 2017/2177, Reg. 913/2010

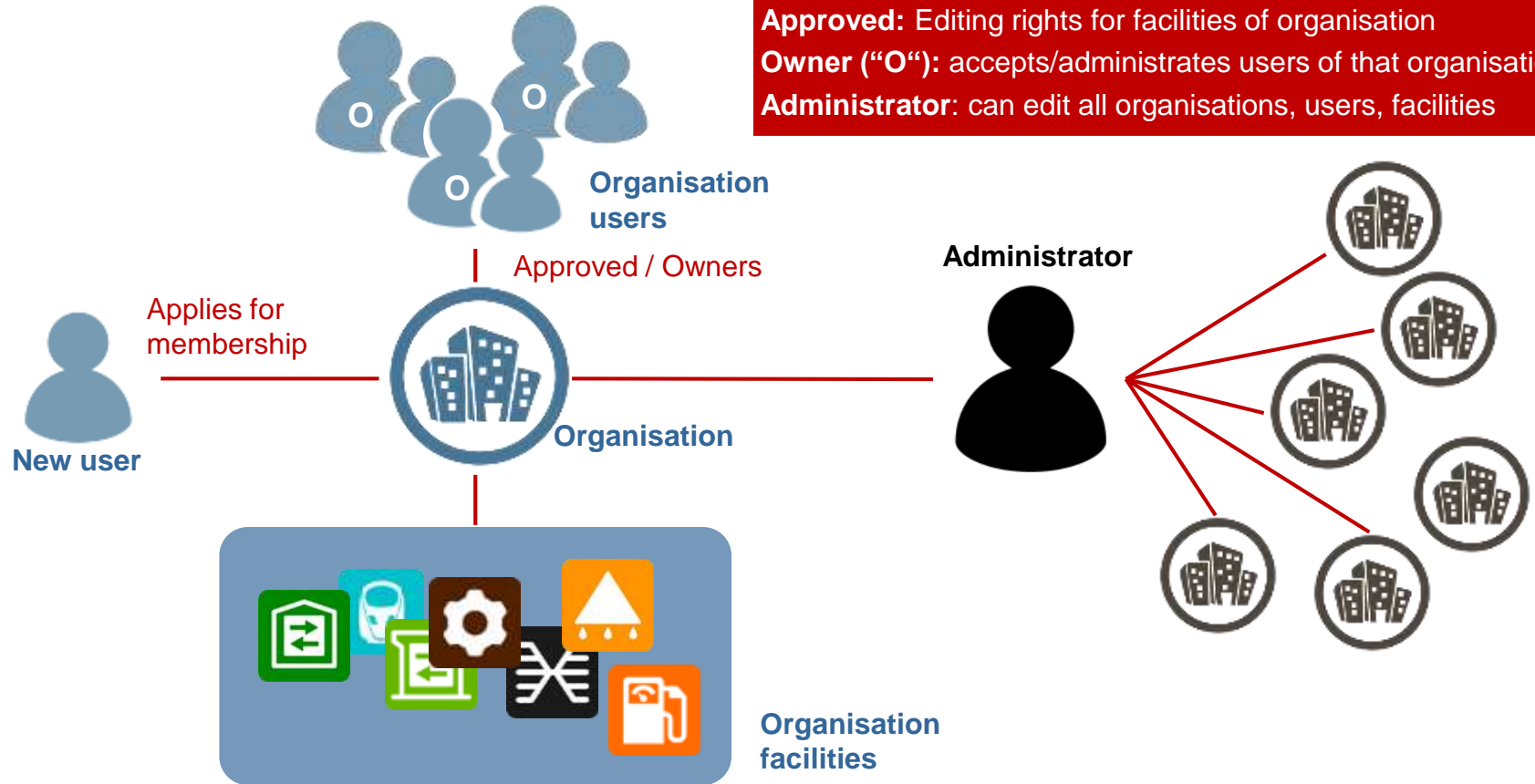
Functionalities include

Comprehensive search & filter features, SF details, Facility editing form and Bulk Import/Export, Data/access management for Users – Organisations – Facilities

5 LEGEND

- Facility symbols
- Background maps

Access/rights management





Portal data (collected within project phase)

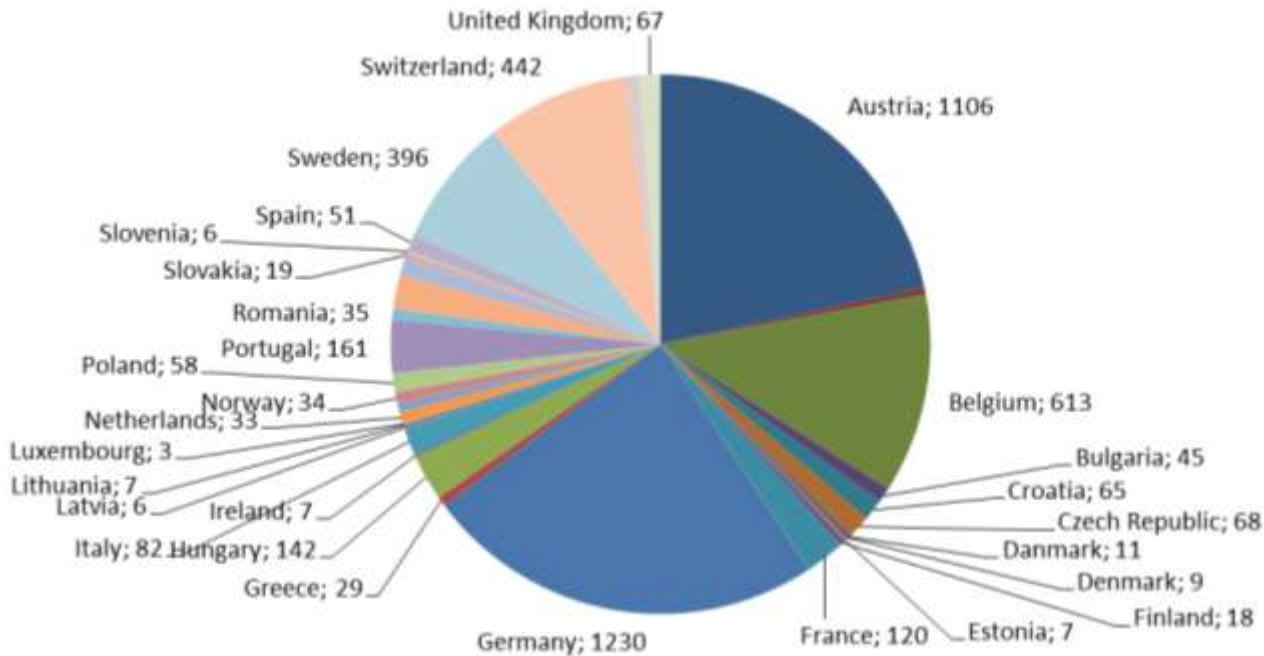
Primary sources

- **Infrastructure managers (as SF operators)**
Data provision IMs (GySEV, IP), Sample data from Network Statements
- **European registers**
RICS (organisation codes/names) – mainly for freight terminals; RINF/CRD not yet included
- **Facility operators**
Direct feeding during test runs (Bentheimer Eisenbahn / Kraftverkehr Emsland, Hupac, KTL, Lugo Terminal,...), DB Energie (refuelling stations DE), Operator websites for single facilities

Secondary sources

- **Other existing information portals**
for specific facilities/data: Intermodal Map (SGKV; freight terminals), Rail Cloud (maintenance facilities) for sample data
- **Further secondary sources**
e.g. VABU (private sidings AT), VDV (regional IMs DE), SBB Cargo / map.geo.admin.ch (freight terminals CH), Trainline (passenger stations), Green Cargo (freight terminals SE), press clips, Google maps (geo locations)...

Number of facilities by countries

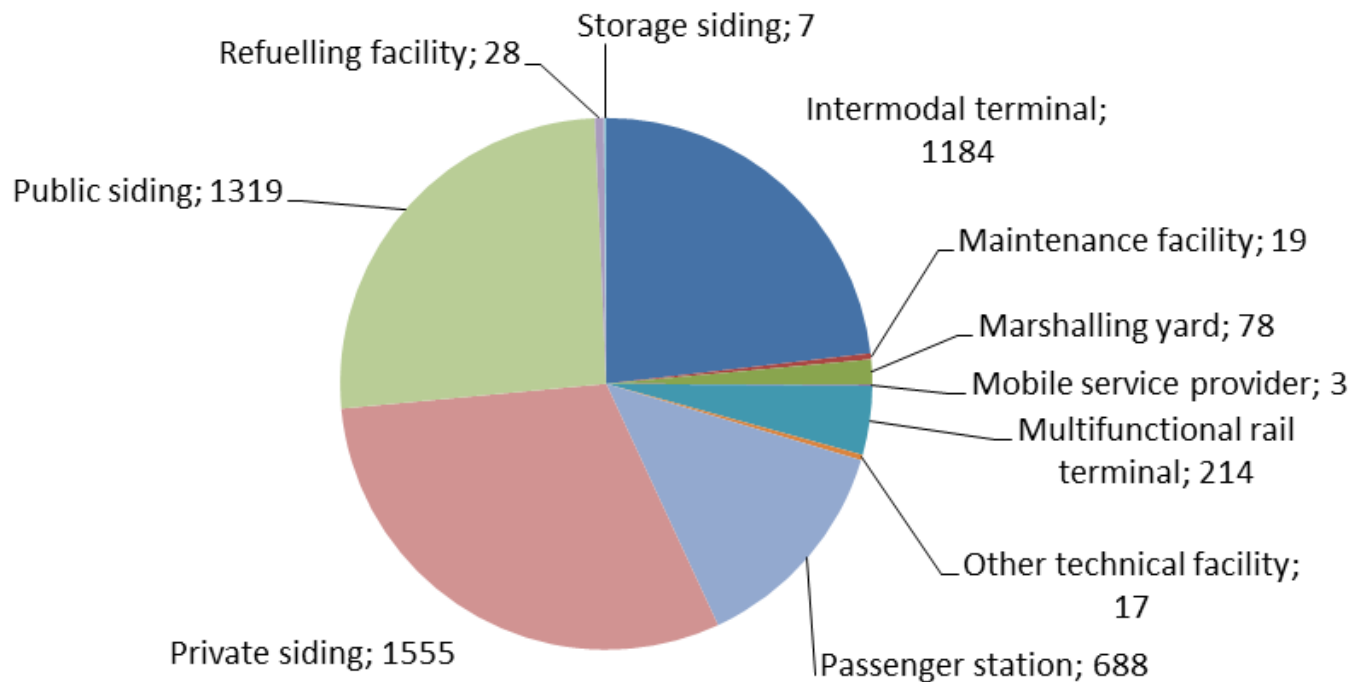


TOTAL
ca **5000**
facilities

- Countries
> 100 facilities**
- (1) Germany 1230
 - (2) Austria 1106
 - (3) Belgium 613
 - (4) Switzerland 442
 - (5) Sweden 396
 - (6) Portugal 161
 - (7) Hungary 142

Status:
27 April 2019

Number of facilities by facility types



TOTAL
ca 5000
facilities

Status:
27 April 2019

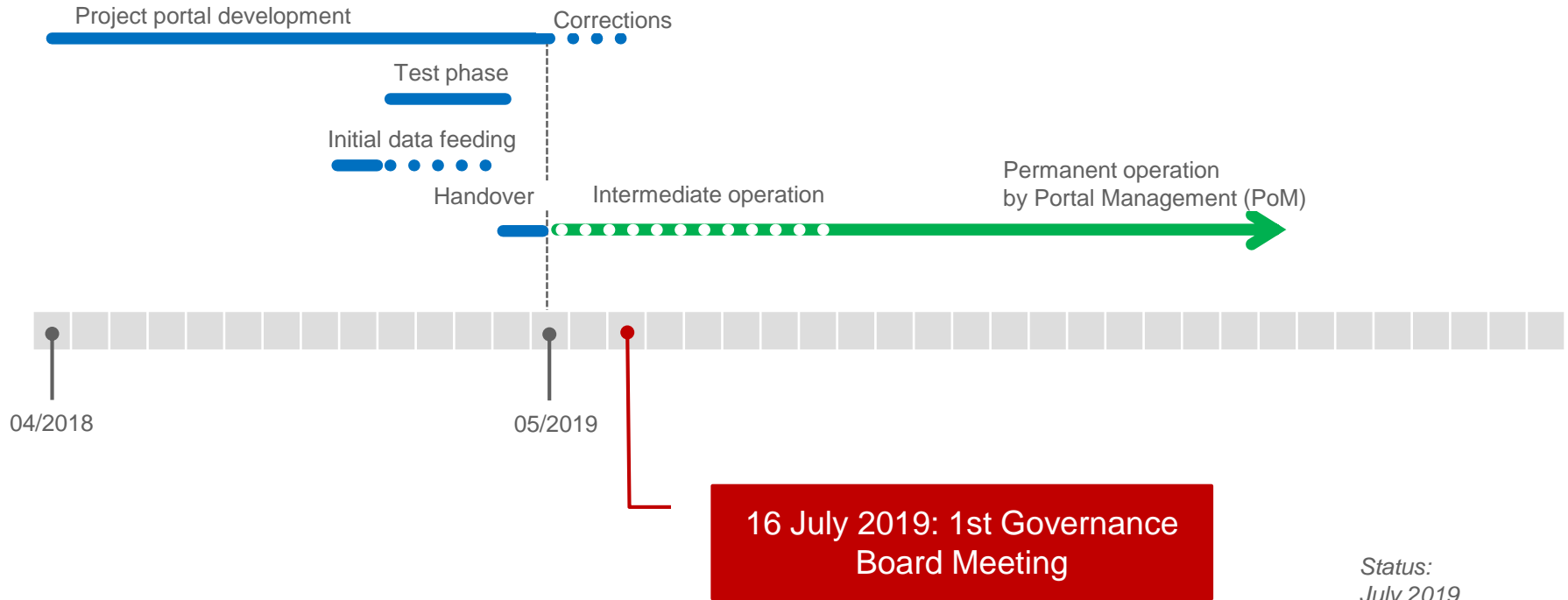


Implementation Timeline / Key dates

Implementation timeline

Project phase

Post-Project operation



Status:
July 2019

Implementation timeline - Key dates

- **17/05/19: Handover of all project outputs to DG MOVE**
Deliverables; Updated Dissemination and Communication Plan; Packaged web portal
- **From 18/05/2019: Start of intermediate portal operation**
Portal administration by HaCon/Triona on a voluntary basis
- **Until 24/06/2019: Coordination of open questions and change requests**
between DG MOVE and RFP Project Consortium
- **15/07/2019: Change requests implemented / Final tests to be concluded**
Corrections: list of mandatory parameters, general improvements / error corrections
- **By 19/07/2019: Delivery of final updated portal to DG MOVE**

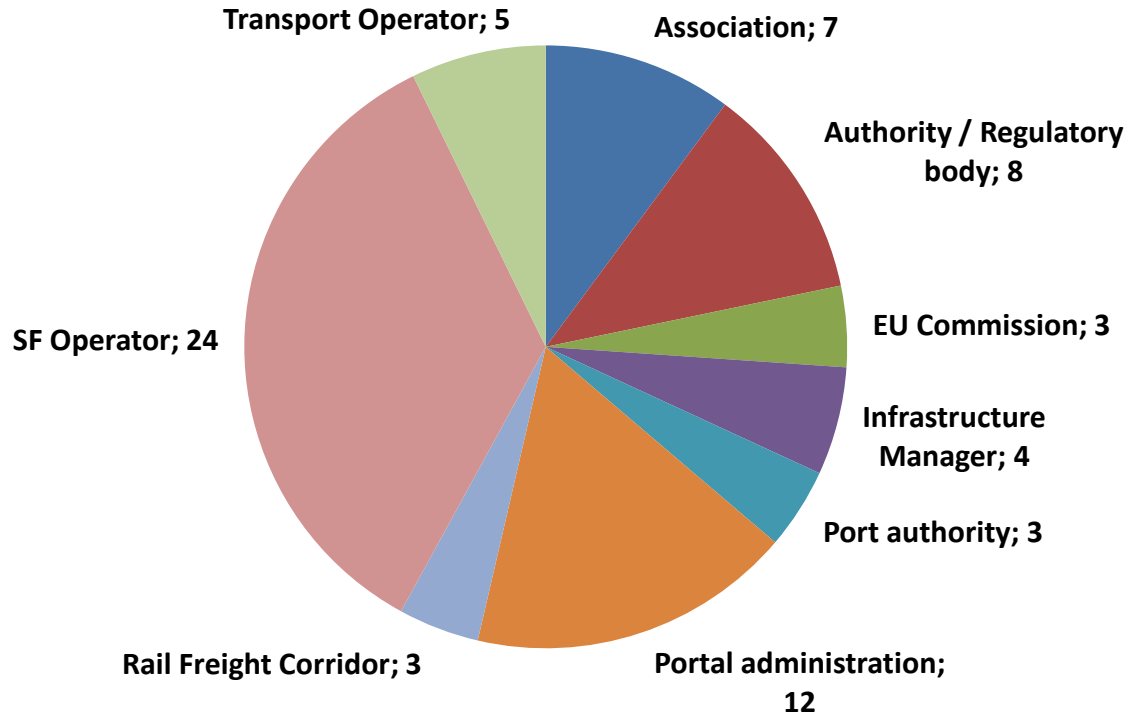


Portal operation status

Portal operation – Registered users / organisations

101 Registered Users

thereof **32** individual users and **69** allocated to an organisation

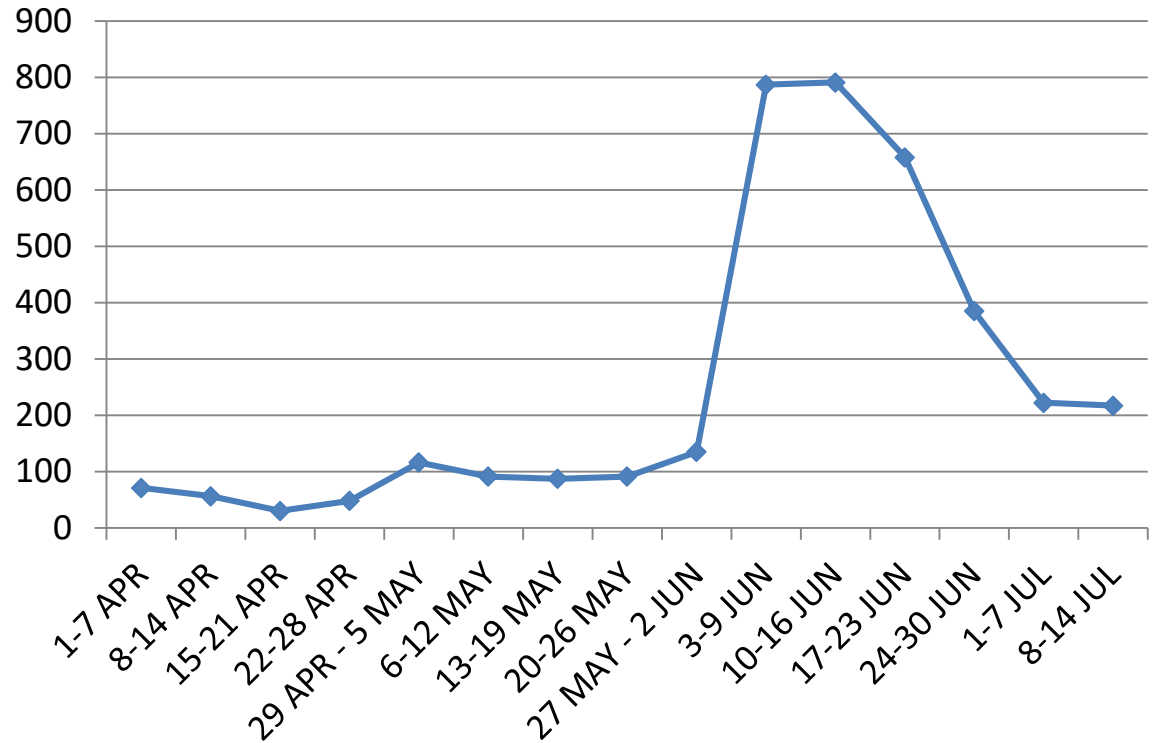


Status:
15 July 2019

Portal operation – Access statistics

...since 1 April 2019:

- **Users per week**
(daily fig. accumulated)
- **Countries > 200 users:**
Belgium, Spain,
Germany, Norway,
Romania, France



Status:
15 July 2019

...since 17 May 2019.

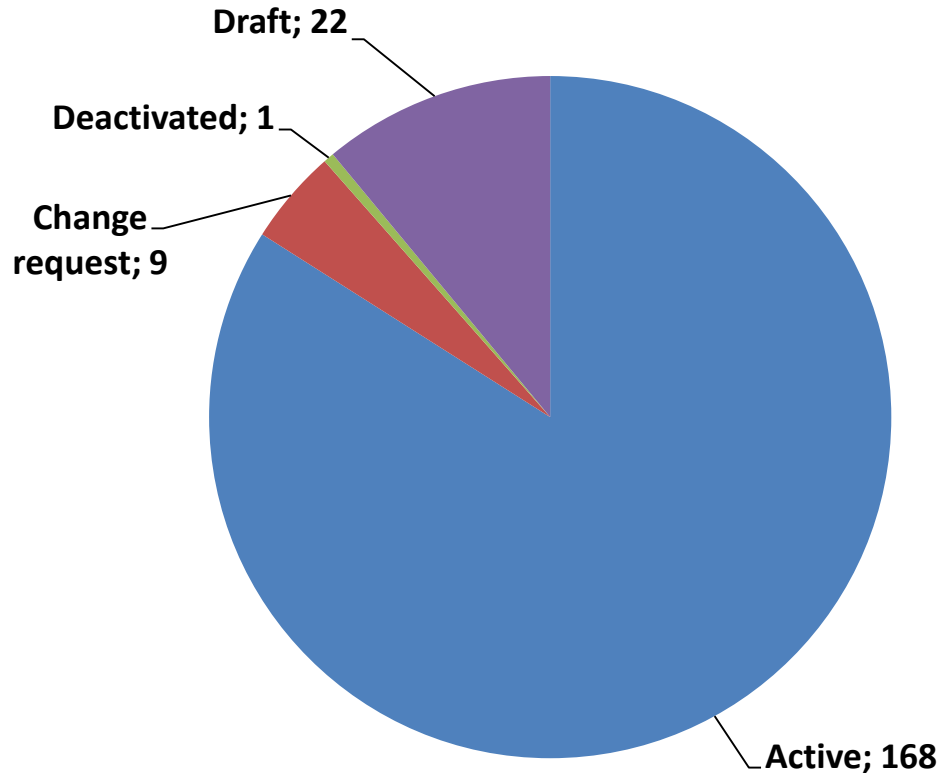
Some 30 feedback forms received:

- **Information on incorrect data**
(→ input for data updates by PA)
- **User support requests**
- **Organisation registration requests**
- **Other requests**
(e.g. for getting access to portal data base)

Status:
15 July 2019

...since 17 May 2019:

- **Change requests**
by registered users
– to be validated by SF
Operator or Portal Admin
- **Deactivated**
by Portal Admin
based on user feedback
- **Saved as Draft**
By SF Operator (20)
or Portal Admin (2)
- **Active (=Published Updates)**
By SF Operator (20)
or Portal Admin (148)



Status:
15 July 2019

Separate list, covering e.g.

- Improved website navigation tools
- Performance improvements
- Enabling multiple devices
- Improved Search/Filter functionalities
- “Password eye” icon
- Print/export facility details
- Add photo gallery
- Multi-language capability
- Data import from other systems
- Dynamic capacity information
- Data validity linked to TT period

Thank you for
your attention!



Niklas Galonske
Project Manager

HaCon Ingenieurgesellschaft mbH
Lister Str. 15
30163 Hannover
Germany

Phone: +49 511 336 99-134
Cell: +49 171 388 05 68
niklas.galonske@hacon.de
www.hacon.de